

Inter American University of Puerto Rico
School of Law
Juris Doctor General Information
2024-25 MSCHE Student Achievements Dashboard

Private non-profit law school

Academic terms: Semester

New students application deadline :

Applications for Fall Term : May, 30

Applications for Spring Term: November, 30

Application fee: \$63 non refundable

Financial aid deadline: June, 30

Juris Doctor Credit Hours Rquired for Degree: 92

Total required credits hours : 62

Total elective credits hours: 30

Admission Deadline:

Juris Doctor (92 credits) : August and January

Month the School of Law confers degree :

December and May

Tuition, fees, scholarships and other costs	2019-20	2020-21	2021-22	2022-23	2023-24	2024-25
Tuition and fee per academic year						
Full time students	\$ 16,500	\$ 16,500	\$ 14,555	\$ 14,550	\$ 14,550	\$ 16,050
Part time students	\$ 10,680	\$ 10,680	\$ 11,155	\$ 11,155	\$ 11,155	\$ 12,305
Annual fees	\$ 960	\$ 960	\$ 1,115	\$ 1,115	\$ 1,085	\$ 1,175
Living expenses per academic year						
Off campus	\$ 21,956	\$ 21,465	\$ 22,335	\$ 23,462	\$ 25,479	\$ 24,553
At home	\$ 20,133	\$ 19,642	\$ 20,512	\$ 21,639	\$ 23,656	\$ 22,687
Grants and Scholarships awarded (for prior year)						
Total of students' applications	736	705	712	713	680	663
Total of students receiving	30	23	19	15	42	50
Less than half (Percent)	80.00	60.87	73.68	73.33	50.00	52.00
Half to full (Percent)	16.67	39.13	35.71	26.67	30.95	8.00
Full tuition (Percent)	3.33	0.00	0.00	0.00	0.00	2.00
Conditional scholarships						
Number entering	6	4	1	5.00	6	7.00
Number reduced or eliminated	0	0	0	0.00	3	2.00

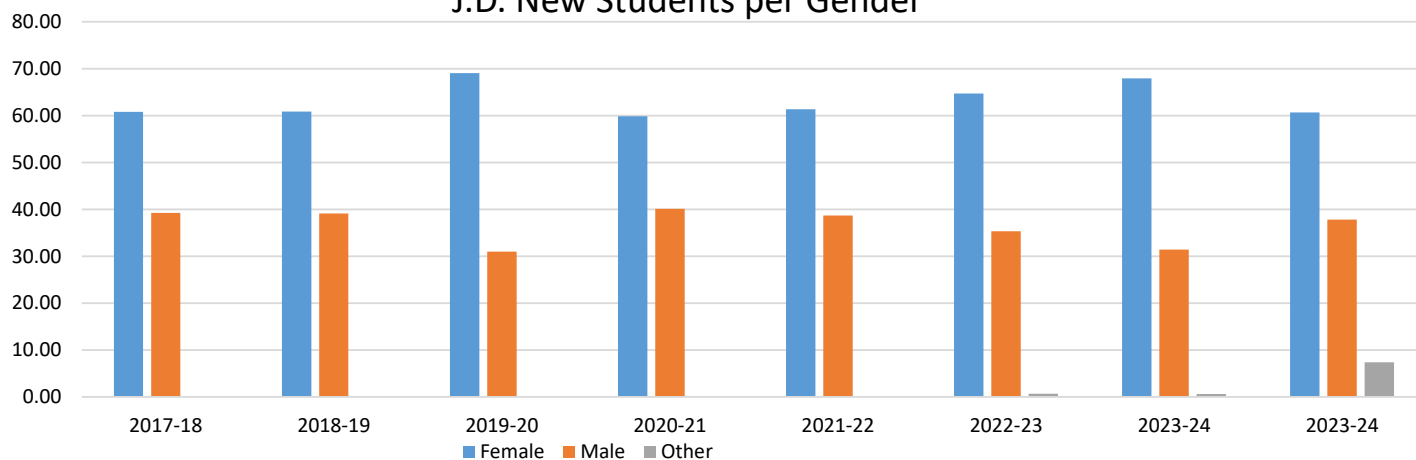
Source: American Bar Association, Section for Legal Education and Admission to the Bar, standard 509 Information:

Inter American University of Puerto Rico
School of Law
2024-25 MSCHE Student Achievements Dashboard
First Year Students Information

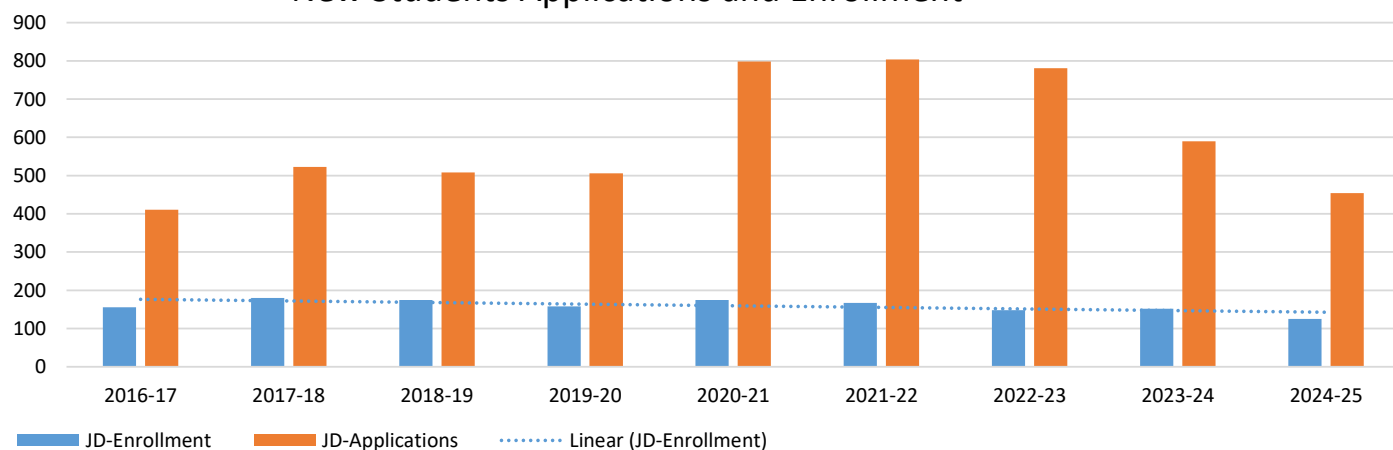
Admission and Enrollment: Define as total of students applying admission for the first time to an academic program to pursue a degree.

	2018-19	2019-20	2020-21	2021-22	2022-23	2023-24	2024-25
Juris Doctor	175	158	175	167	148	152	125
Total Applications	508	506	798	804	781	590	454
Admissions offered	175	158	176	167	149	250	200
Enrollment rate (%)	100	100	99.4	100	99.3	73.2	62.5
GPA from University (included in UGPA calcu							
75th percentile	3.58	3.3	3.61	3.55	3.61	3.56	3.63
50th percentile	3.32	3.06	3.34	3.33	3.37	3.36	3.38
25th percentile	3.12	2.68	3.07	3.14	3.11	3.07	3.19
LSAT							
50th percentile	139	140	139	142	143	142	143
Percent of enrolled students by academic lo							
Full time	63.35	71.83	60.26	56.00	60.96	68.85	60.00
Part time	36.65	28.17	39.74	44.00	39.04	31.15	40.00
Percent of enrolled students by gender							
Female	60.87	69.01	59.87	61.33	64.71	67.95	60.63
Male	39.13	30.99	40.13	38.67	35.29	31.41	37.80
PNR aand Other					0.68	0.64	7.41

J.D. New Students per Gender



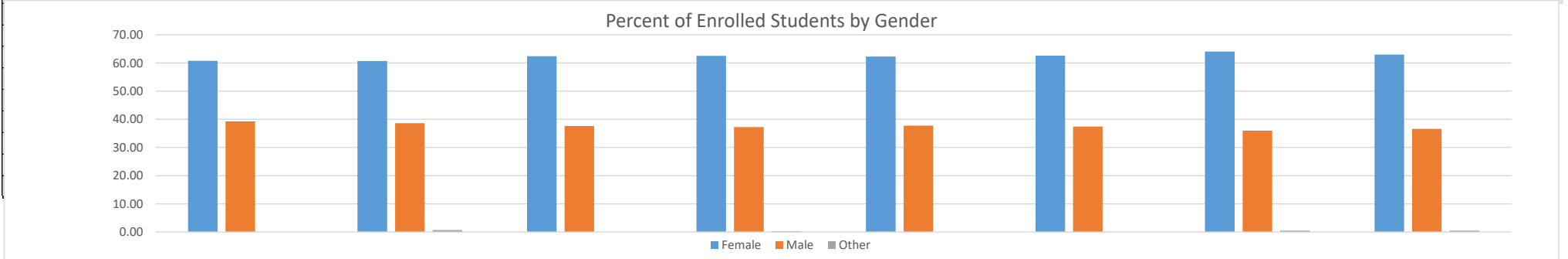
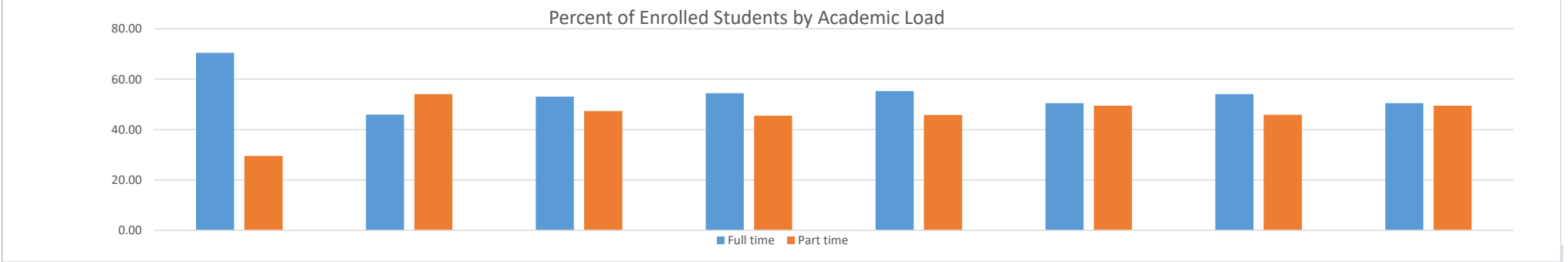
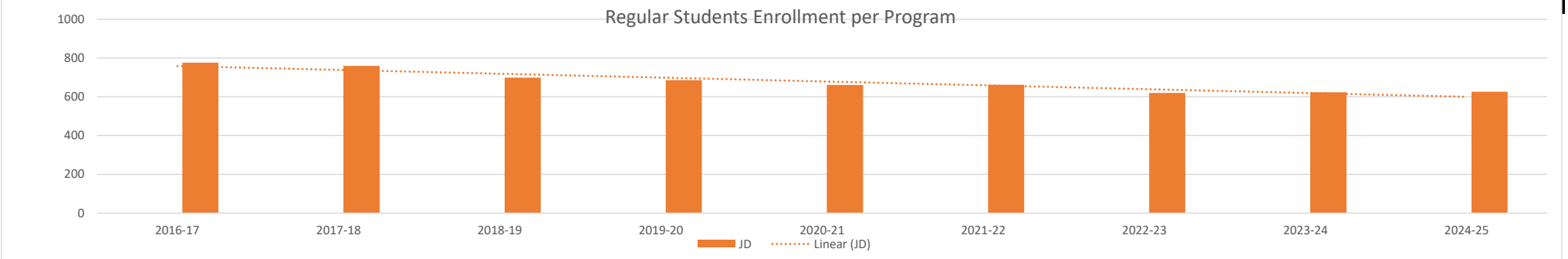
New Students Applications and Enrollment



Inter American University of Puerto Rico
School of Law
2024-2025 MSCHE Student Achievements Dashboard
Regular Students Information

Enrollment: Define as total of students enrolled in the academic program pursuing a degree.

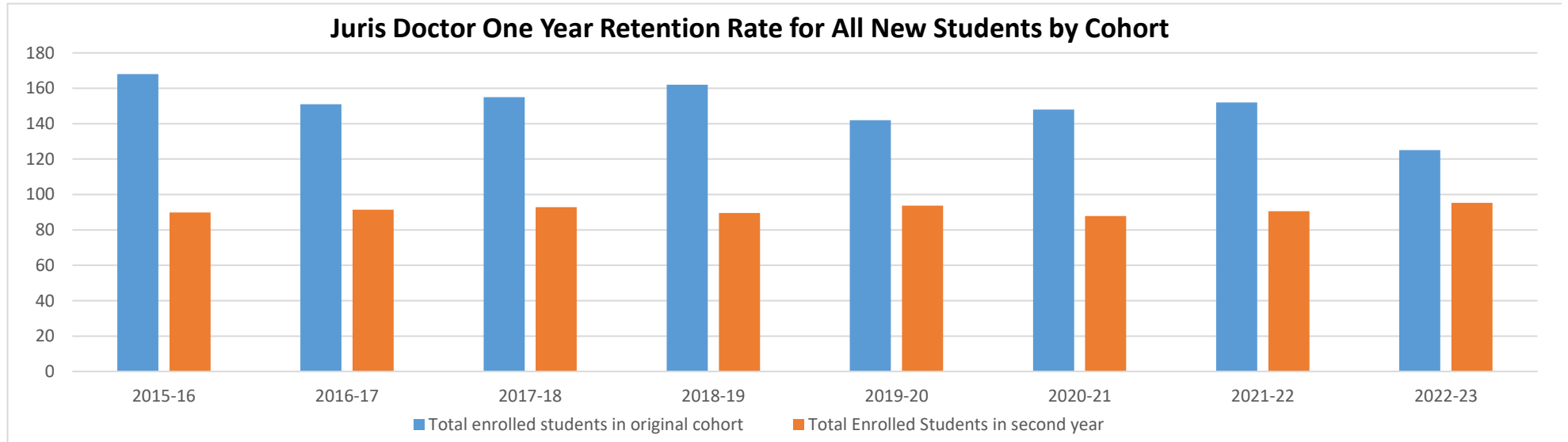
	2017-18	2018-19	2019-20	2020-21	2021-22	2022-23	2023-24	2024-25
J.D Juris Doctor	759	699	686	661	655	620	623	626
Percent of enrolled students by academic load								
Full time	70.49	45.92	53.06	54.46	55.27	50.48	54.09	50.48
Part time	29.51	54.08	47.38	45.54	45.80	49.52	45.91	49.52
Percent of enrolled students by gender								
Female	60.74	60.66	62.39	62.48	62.29	62.58	64.04	62.94
Male	39.26	38.62	37.61	37.22	37.71	37.42	35.96	36.58
Other	0.00	0.72	0.00	0.30	0.00	0.00	0.48	0.48
Percent of enrolled students by ethnicity or race								
Hispano/Latino	97.36	97.85	98.38	94.44	96.18	98.77	99.20	98.72



**Inter American University of Puerto Rico
School of Law
2024-25 MSCHE Student Achievements Dashboard
Juris Doctor Regular Students Information**

One Year Retention: Define as percent of students of the same cohort enrolled in the following (second) academic year.								
Juris Doctor	2015-16	2016-17	2017-18	2018-19	2019-20	2020-21	2021-22	2022-23
Total enrolled students in original cohort	168	151	155	162	142	148	152	125
Total Enrolled Students in second year	89.88	91.39	92.90	89.51	93.66	87.84	90.59	95.24

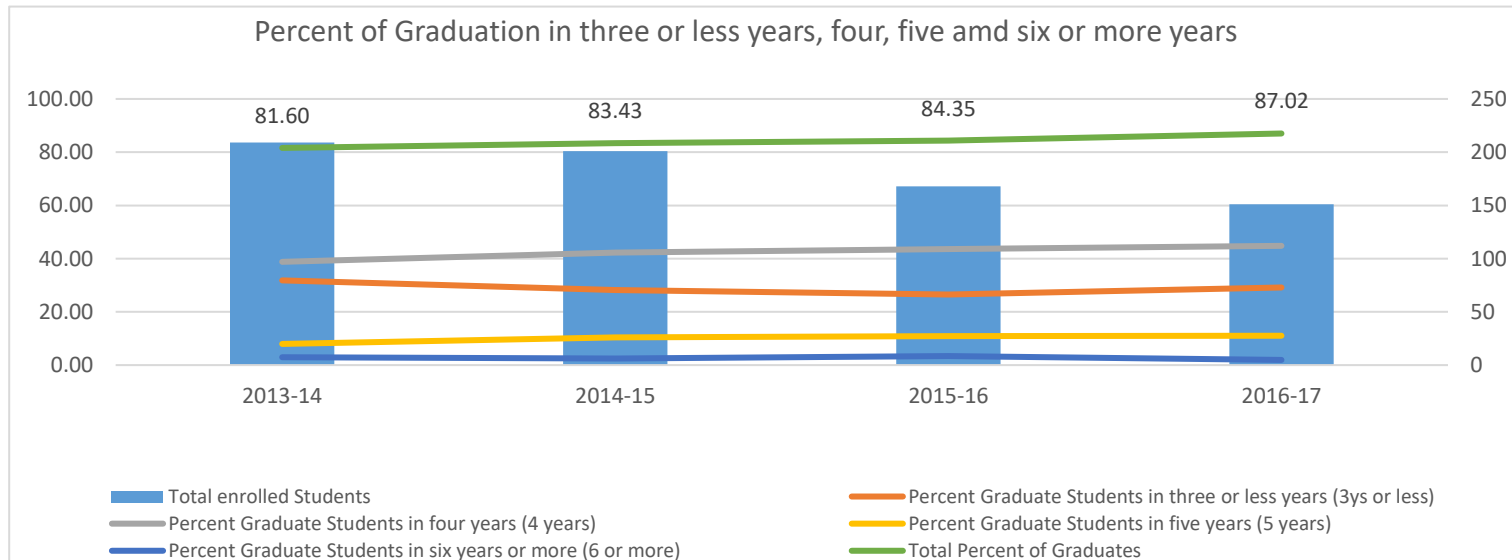
Source: Evaluation and Planning Office. Central Office of the System. Inter American University of Puerto Rico. 2015-16 through 2020-21. Rev. June 9, 2024.



**Inter American University of Puerto Rico
School of Law
2024-25 MSCHE Student Achievements Dashboard
Regular Students Information**

Graduation: Defined as percent of students earning the degree in three years or less, four or five years, six years or more.				
J.D. Juris Doctor	2013-14	2014-15	2015-16	2016-17
Total enrolled Students	209	201	168	151
Percent Graduate Students in three or less years (3ys or less)	31.84	28.22	26.53	29.22
Percent Graduate Students in four years (4 years)	38.81	42.33	43.54	44.81
Percent Graduate Students in five years (5 years)	7.96	10.43	10.88	11.04
Percent Graduate Students in six years or more (6 or more)	2.99	2.45	3.40	1.95
Total Percent of Graduates	81.60	83.43	84.35	87.02

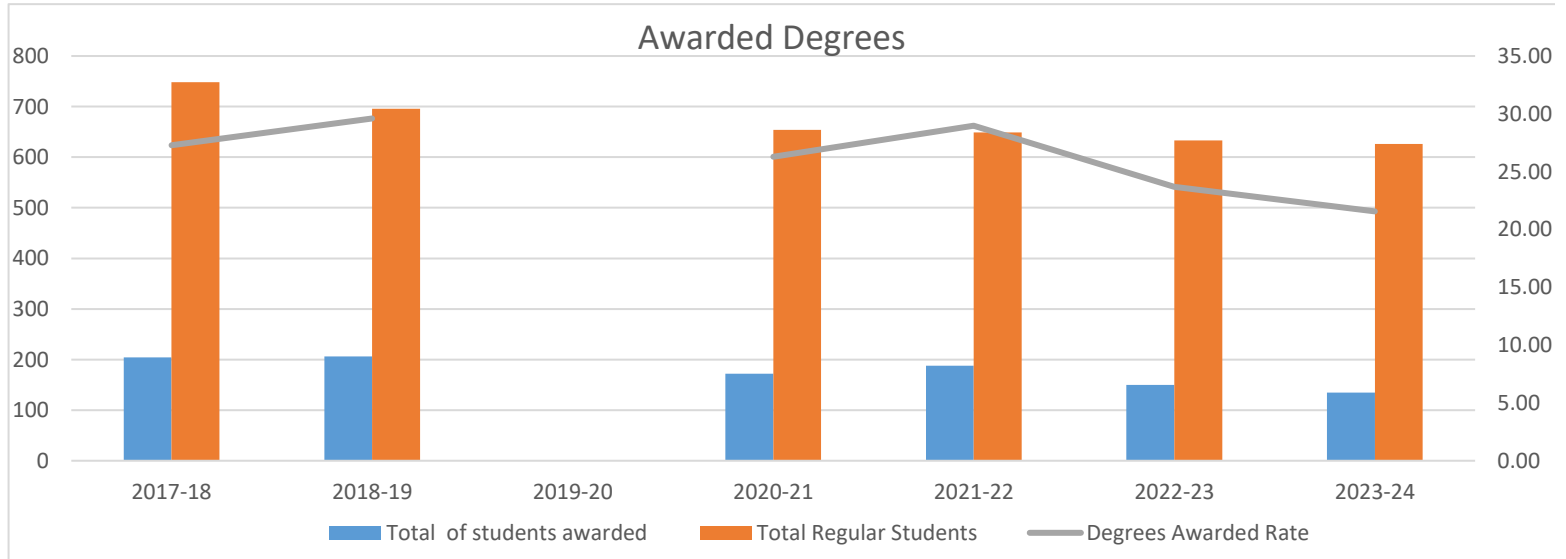
Source: Evaluation and Planning Office. Central Office of the System. Inter American University of Puerto Rico. 2015-16 through 2020-21.
Rev. June 9, 2024.



**Inter American University of Puerto Rico
School of Law
2024-2025 MSCHE Student Achievements Dashboard
Regular Students Information**

Awarded Degrees: Defined as total of awarded degrees at the end of the							
J.D. Juris Doctor	2017-18	2018-19	2019-20	2020-21	2021-22	2022-23	2023-24
Total of students awarded	204	206	nd	172	188	150	135
Total Regular Students	748	696	nd	654	649	633	626
Degrees Awarded Rate	27.27	29.60		26.30	28.97	23.70	21.57

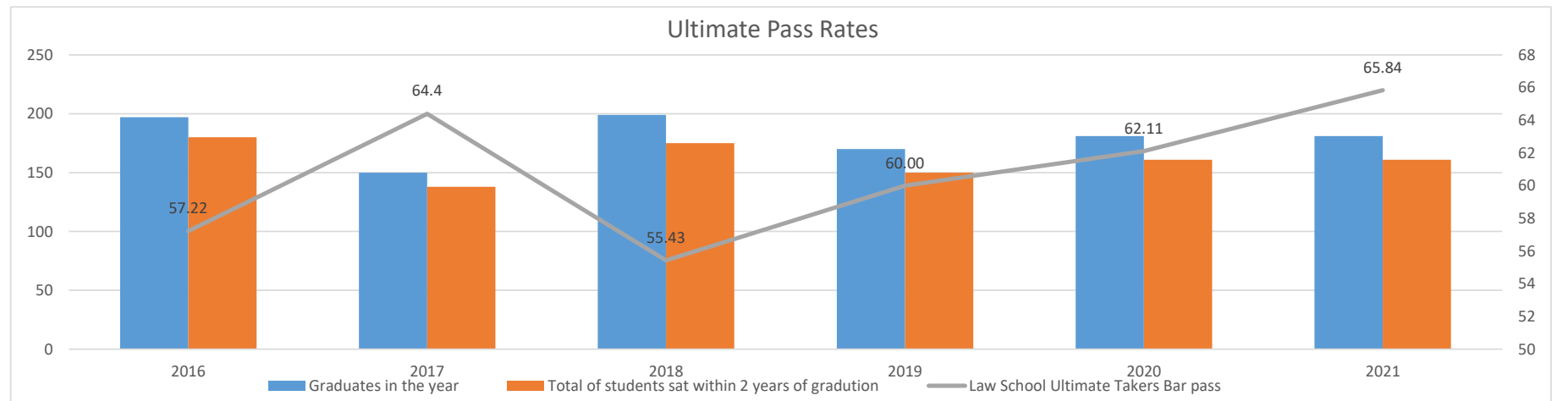
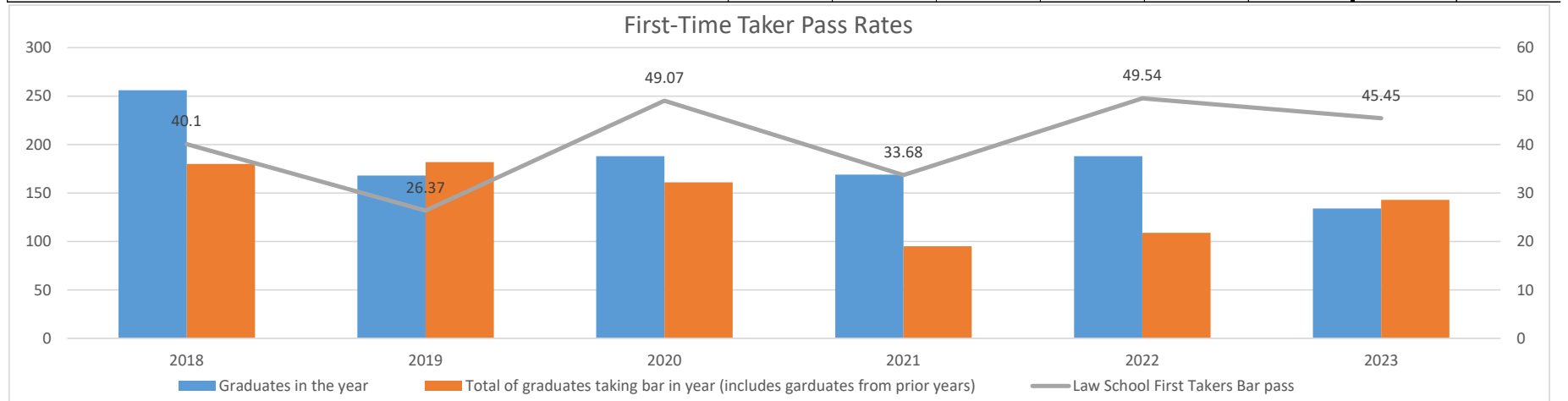
Source: Statistic Reports. Fall Semester. Section on Conferred Degrees. ABA 509 Report.



Inter American University of Puerto Rico
School of Law
2024-2025 MSCHE Student Achievements Dashboard
Bar Success Information

PRSC First Takers General Bar Pass: Define as percent of alumni passing the General legal Bar Examination each year (March and September) in the first	2016	2017	2018	2019	2020	2021	2022	2023
Graduates in the year			256	168	188	169	188	134
Total of graduates taking bar in year (includes graduates from prior years)			180	182	161	95	109	143
Law School First Takers Bar pass			40.1	26.37	49.07	33.68	49.54	45.45

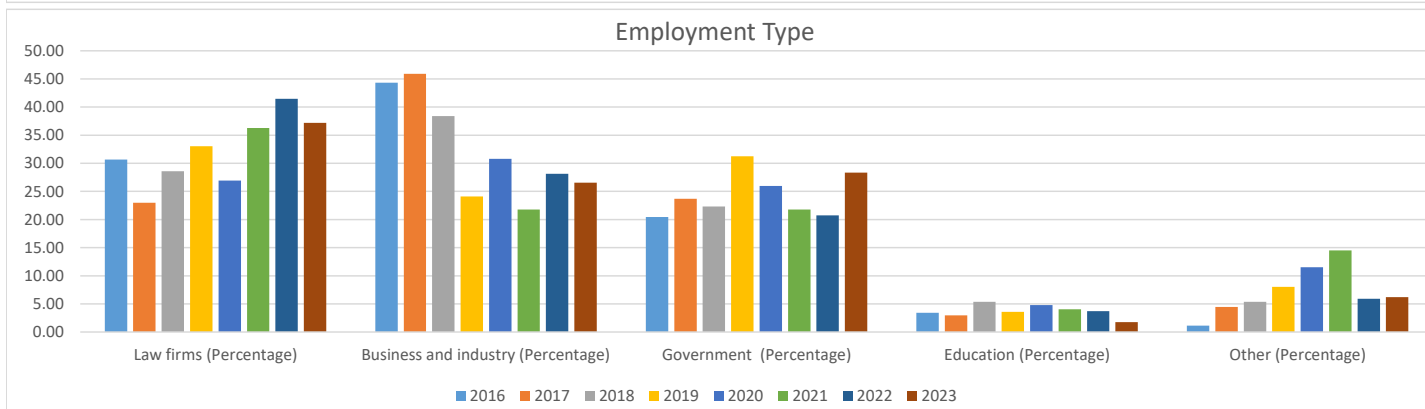
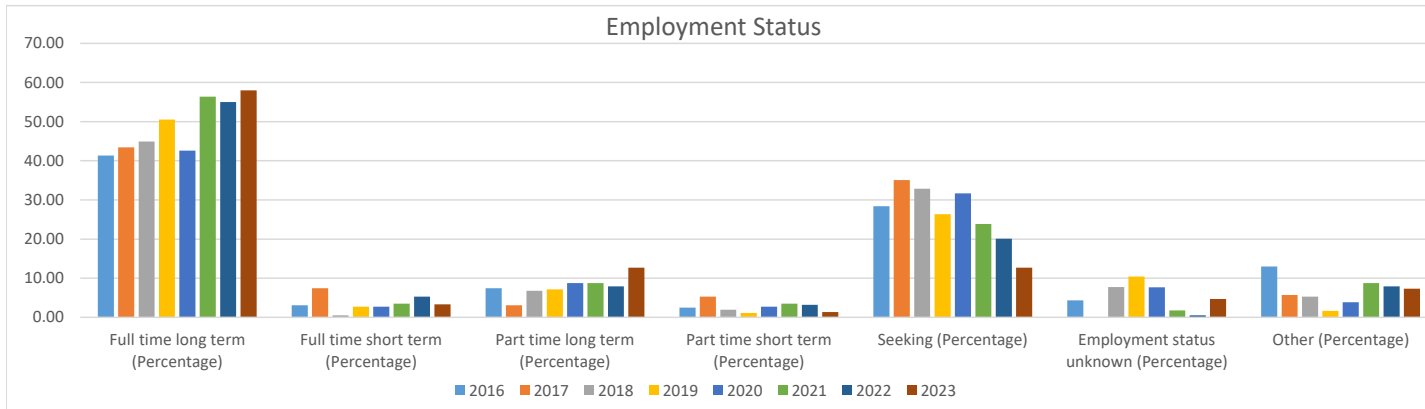
PRSC Ultimate Pass Rates General Bar: Define as percent of alumni passing the General legal Bar Examination to the term of two years after graduation.	2016	2017	2018	2019	2020	2021	2022	2023
Graduates in the year	197	150	199	170	181	181		
Total of students sat within 2 years of graduation	180	138	175	150	161	161		
Law School Ultimate Takers Bar pass	57.22	64.4	55.43	60.00	62.11	65.84		



Inter American University of Puerto Rico
School of Law
2024-2025 MSCHE Student Achievements Dashboard
Juris Doctor Employment Summary

	2016	2017	2018	2019	2020	2021	2022	2023
Employment Status (amount)	162	228	207	182	183	172	189	150
Full time long term (Percentage)	41.36	43.42	44.93	50.55	42.62	56.40	55.03	58.00
Full time short term (Percentage)	3.09	7.46	0.48	2.75	2.73	3.49	5.29	3.33
Part time long term (Percentage)	7.41	3.07	6.76	7.14	8.74	8.72	7.94	12.67
Part time short term (Percentage)	2.47	5.26	1.93	1.10	2.73	3.49	3.17	1.33
Seeking (Percentage)	28.40	35.09	32.85	26.37	31.69	23.84	20.11	12.67
Employment status unknown (Percentage)	4.32	0.00	7.73	10.44	7.65	1.74	0.53	4.67
Other (Percentage)	12.96	5.70	5.31	1.65	3.83	8.72	7.94	7.33
Employment type (amount)	88	135	112	112	104	124	135	113
Law firms (Percentage)	30.68	22.96	28.57	33.04	26.92	36.29	41.48	37.17
Business and industry (Percentage)	44.32	45.93	38.39	24.11	30.77	21.77	28.15	26.55
Government (Percentage)	20.45	23.70	22.32	31.25	25.96	21.77	20.74	28.32
Education (Percentage)	3.41	2.96	5.36	3.57	4.81	4.03	3.70	1.77
Other (Percentage)	1.14	4.44	5.36	8.04	11.54	14.52	5.93	6.19
Employment location (amount)	86	125	105	104	94	118	125	107
Puerto Rico (Percentage)	95.35	91.20	97.14	96.15	94.68	94.07	96.80	95.33
Out of Puerto Rico (Percentage)	4.65	8.80	2.86	3.85	5.32	5.93	3.20	4.67

Source: American Bar Association SECTION OF LEGAL EDUCATION: <http://www.abarequireddisclosures.org/EmploymentOutcomes.aspx>.



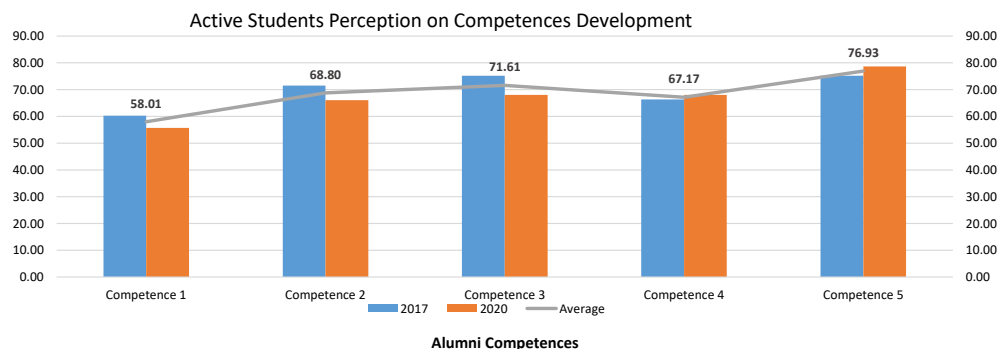
Inter American University of Puerto Rico
School of Law
2024-2025 MSCHE Student Achievements Dashboard
Employers Survey

Competence	Skills	2017		2022		Together	
		N=30	n=3	N=95	n=4	N=125	n=7
		10.00		4.21		5.60	
		Very Important	Important	Very Important	Important	Very Important	Important
1. Demonstrate their professionals committed with justice and the necessary qualifications for an ethical and competent performance of the Law.	Know the selected area of law and ability to acquire and stay updated	66.67	33.33	50.00	50.00	58.33	41.67
	Communicate in writing formally and informally with a diversity of people.	100.00		75.00	25.00	87.50	12.50
	Argue in written form, including examining and criticizing the work of others and communicating their opinion to a varied audience.	66.67		75.00	25.00	70.83	12.50
	Make oral presentations, including arguments in formal scenarios.	33.33	33.33	25.00	75.00	29.17	54.17
	Maintain ethical standards in offloading their professional responsibility to clients, other professionals, the courts and the public.	66.67	33.33	75.00	25.00	70.83	29.17
	Understand the Code of Ethics of the Profession, including exhibiting ethical conduct and commitment to Pro-Bono activity.	66.67	33.33	75.00	25.00	70.83	29.17
2. Study, research, analyze, criticize and develop the Law taking care of the society realities change.	Analyze practical problems in the appropriate legal contexts and apply the relevant legal principles.	100.00		75.00	25.00	87.50	12.50
	Analyze, criticize, sinter and present solutions to problems.	66.67	33.33	75.00	25.00	70.83	29.17
	Obtain and analyze legal information and report the rule of law in a rational manner.	100.00		25.00	75.00	62.50	37.50
	Recognize and understand the way in which law relates to and depends on the knowledge of other disciplines.	33.33	66.67	75.00	25.00	54.17	45.83
	Review the law from a public policy perspective and articulate its visions to propose ways to improve it.	33.33	33.33	25.00	75.00	29.17	54.17
3. Be creative and open to innovation in the learning and the practice of the Law.	Locate, evaluate, and use legal information in a wide range of contexts.		66.67	50.00	50.00	25.00	58.33
	Manage technology, including the ability to locate legal information using available information resources and the ability to discriminate its relevance and quality.	100.00		50.00	50.00	75.00	25.00
4. Promote, integrate and experience a global vision and knowledge of the Law in academic and professional communities of diverse legal systems.	Compare the law between jurisdictions and discuss how understanding such a comparison can improve the current rule of law.		33.33	50.00	50.00	25.00	41.67
	Participate in novel discussions about the relationship between law and other aspects of society.	33.33		50.00	50.00	41.67	25.00
5. Appreciate that learning is	Continue learning for life.	100.00		75.00	25.00	87.50	12.50
Average		60.42	22.92	57.81	42.19	59.11	32.55

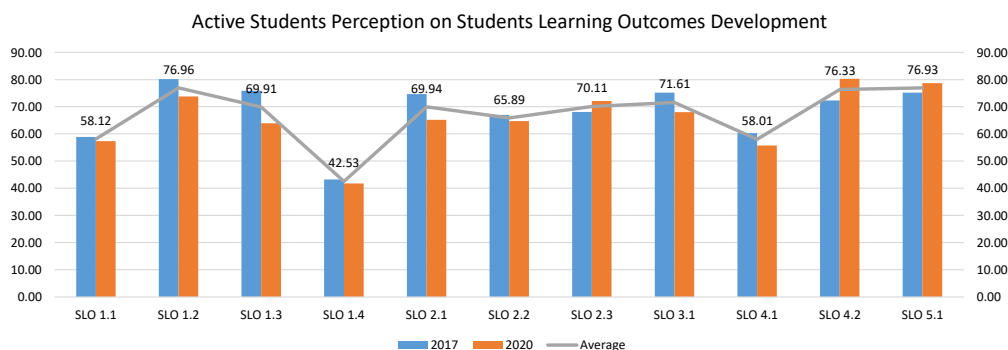
Inter American University of Puerto Rico
School of Law
2024-2025 MSCHE Student Achievements Dashboard
Active Students Survey

Student Learning Outcome: Define as percent of active students expressing level of mastering of skills and competences: "Total Mastering" and "Mastering"			
Skills Assessed in Active Students Survey		2017	2022
Students Learning Outcomes	Population (N)	799	702
	Sample (n)	141	61
	Participation rate (%)	17.65	8.69
1. Demonstrate their professional commitments with justice and the necessary qualifications for an ethical and		60.28	55.74
1.1 Demonstrate knowledge of a chosen area of the law and the ability to acquire new knowledge and remain knowledgeable regarding the law as it stands at any time.	To integrate legal theory and praxis	58.87	57.38
1.2 Demonstrate developed skills of written argumentation including the ability to examine and critique the work of others and to communicate formally and informally with a wide range of people in relation to legal matters.	To communicate by writing	80.14	73.77
1.3 Demonstrate oral presentation skills including the ability to present legal argument orally in a formal setting.	To communicate orally	75.89	63.93
1.4 Demonstrate an understanding of the Code of Professional Conduct for the legal profession; exhibit the highest standards of ethical conduct and a commitment to pro bono activity.	To conduct interview to gain relevant information	45.39	39.34
	To facilitate an negotiation among the legal parts	41.13	44.26
2. Study, research, analyze, criticize and develop the Law taking care of the society realities change.		71.53	66.08
2.1 Demonstrate skills of analysis, critique, synthesis, and problem-solving and apply relevant legal principles.	To identify the facts in a situation	83.69	85.25
	To synthesize information.	78.01	68.85
	To solve problems or controversies	70.21	37.97
	To analyze critically the material assign in class	66.67	68.85
2.2 Recognize and develop understanding of the way in which the law relates to and is dependent upon learning in many other disciplines.	To evaluate, value, judge or critique the assign material	66.67	63.93
	To syntheses material in order to develop new ideas, hypothesis or thesis	67.38	65.57
2.3 Review the law from a policy perspective to provide articulated views as to the manner in which the law might be improved.	To analyze the legal information to develop a perspective	68.09	72.13
3. Be creative and open to innovation in the learning and the practice of the Law.		75.18	68.03
3.1 Demonstrate computer technology skills including the ability to locate, screen and use legal information in a range of contexts.	To search for information	73.76	59.02
	Use of technology	76.60	77.05
4. Promote, integrate and experience a global vision and knowledge of the Law in academic and professional		66.31	68.03
4.1 Compare the law with that of other jurisdictions and discuss how the understanding of the law can be improved by such comparisons.	To compare ideas and legal theories	60.28	55.74
4.2 Engage in novel discussions regarding the nature, content, and direction of the law; the relationship between law and other aspects of society such as politics, ethics, and international relations.	To be emphatic facing sensitive topics as discrimination, gender, immigrants...	72.34	80.33
5. Appreciate that learning is continuous throughout life.		75.18	78.69
5.1 Willingness to learn and aptitude toward continue learning; to appreciate that learning is continuous throughout life.	To develop social responsibility	75.18	78.69
Average		69.70	67.31

Source: Planning, Evaluation and Development. School of Law. Inter American University of Puerto Rico, 2017 and 2022.



1. Demonstrate their professional commitments with justice and the necessary qualifications for an ethical and competent performance of the Law.
2. Study, research, analyze, criticize and develop the Law taking care of the society realities change.
3. Be creative and open to innovation in the learning and the practice of the Law.
4. Promote, integrate and experience a global vision and knowledge of the Law in academic and professional communities of diverse legal systems.
5. Appreciate that learning is continuous throughout life.



Inter American University of Puerto Rico

School of Law

2022-2023 MSCHE Student Achievements Dashboard

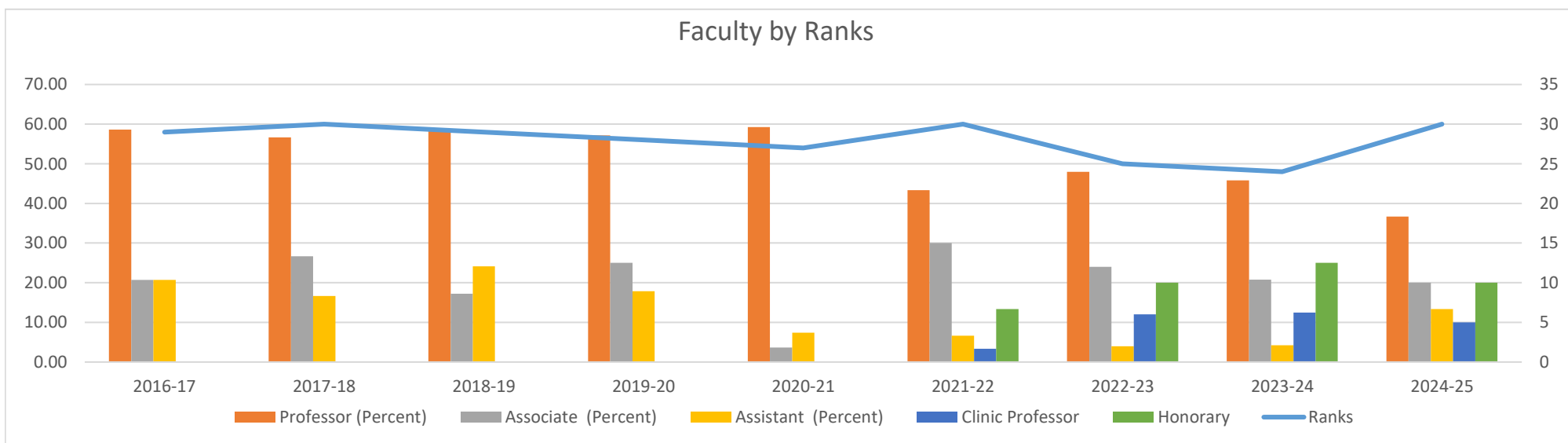
Alumni Survey: 1 Performed by the Law School; 2 Performed by the Central Office Administration

	2013 ¹	2016 ²	2017 ^{1,2}	2018 ²	2019 ²	2022 ¹	Av. % of SLO Development
Population (N)	209	341		363		183	
Sample (n)	15	60		33		30	
Response rate (%)	7.18	17.60		9.09		16.39	
Students Learning Outcomes							
<i>Define as percent of alumni expressing that Juris Doctor program helped "much and enough" in the development of the Student Competence and Learning Outcomes.</i>							
1. Demonstrate their professionals committed with justice and the necessary qualifications for an ethical and competent performance of the Law.	97.33	86.67		78.79		76.67	84.86
1.1 Demonstrate knowledge of a chosen area of the law and the ability to acquire new knowledge and remain knowledgeable regarding the law as it stands at any time.	To learn how to keep knowledgeable about the legal discipline. 93.33	86.96				80.00	86.76
1.2 Demonstrate developed skills of written argumentation including the ability to examine and critique the work of others and to communicate formally and informally with a wide range of	To communicate in writing accordantly with divers persons in a formal or informal fashion. 93.33	82.61				73.33	83.09
	To argument in writing, including analyze and critique others works. 100.00	86.96				73.33	86.76
1.3 Demonstrate oral presentation skills including the ability to present legal argument orally in a formal setting.	To communicate orally, including formal oral argumentations. 100.00	82.61				76.67	86.43
1.4 Demonstrate an understanding of the Code of Professional Conduct for the legal profession; exhibit the highest standards of ethical conduct and a commitment to pro bono activity.	To keep professional ethics standards with clients, peers, other professionals, court and general public. 100.00	86.96				80.00	88.99
	To understand the Code of Ethics. 86.67	86.96				70.00	81.21
2. Study, research, analyze, criticize and develop the Law taking care of the society realities change.	96.67	73.33		81.82		73.33	81.29
2.1 Demonstrate skills of analysis, critique, synthesis, and problem-solving and apply relevant legal principles.	To analyze, critique and synthesize problems. 100.00	82.61				63.33	81.98
	To obtain and analyze legal information and to report about the law in a rational manner. 100.00	82.61				80.00	87.54
	To analyze practical situation and offer solutions in the adequate legal contexts. 100.00	91.30				80.00	90.43
2.2 Recognize and develop understanding of the way in which the law relates to and is dependent upon learning in many other disciplines.	To recognize and understand the relationships that might exist among different disciplines. 100.00	82.61				66.67	83.09
2.3 Review the law from a policy perspective to provide articulated views as to the manner in which the law might be improved.	To review the law from public policy perspectives in order to propose impartments. 86.67	86.96				66.67	80.10
3. Be creative and open to innovation in the learning and the practice of the Law.	96.67	78.33		81.82		71.67	82.12
3.1 Demonstrate computer technology skills including the ability to locate, screen and use legal information in a range of contexts.	To manage the technology including the search of legal information based on relevance, quality. 100.00	86.96				73.33	86.76
	To localize, evaluate and use legal information based on its relevance. 93.33	82.61				70.00	81.98
4. Promote, integrate and experience a global vision and knowledge of the Law in academic and professional communities of diverse legal systems.	86.67	68.33		66.67		65.00	71.67
4.1 Compare the law with that of other jurisdictions and discuss how the understanding of the law can be improved by such comparisons.	To compare the law among jurisdictions and identify ways that differences might improve the local judicial system. 80.00	78.26				66.67	74.98
4.2 Engage in novel discussions regarding the nature, content, and direction of the law; the relationship between law and other aspects of society such as politics, ethics, and international relations.	To be active in the discussion of legal topics and its relation with other aspects of the society. 93.33	78.26				63.33	78.31
5. Appreciate that learning is continuous throughout life.	93.33	85.00		84.85		63.33	81.63
5.1 Willingness to learn and aptitude toward continue learning; to appreciate that learning is continuous throughout life.	To develop attitude toward the lifelong learning. 93.33	78.26				73.33	81.64
Average Perception of General SLO Development				80.31			

Inter American University of Puerto Rico
School of Law
2024-2025 MSCHE Student Achievements Dashboard
Faculty Information

	2016-17	2017-18	2018-19	2019-20	2020-21	2021-22	2022-23	2023-24	2024-25
Ranks	29	30	29	28	27	30	25	24	30
Professor (Percent)	58.62	56.67	58.62	57.14	59.26	43.33	48.00	45.80	36.67
Associate (Percent)	20.69	26.67	17.24	25.00	3.64	30.00	24.00	20.80	20.00
Assistant (Percent)	20.69	16.67	24.14	17.86	7.41	6.67	4.00	4.20	13.33
Clinic Professor						3.33	12.00	12.50	10.00
Honorary						13.33	20.00	25.00	20.00

Source: HR Office, Jan 2025.



Inter American University of Puerto Rico
School of Law
2024-2025 MSCHE Student Achievements Dashboard
Enrollment Management

New Students Satisfaction Survey: Define as percent of first year students expressing their satisfaction with the enrollment management offices. Assess by the Dean of Students.			
Fall	2018	2021	2024
Total de Participants	131	119	84
The services provided by the following offices:			
Admission	99.24	90.00	91.70
Financial aid	91.60	82.00	67.90
Registrar	90.00	84.00	89.30
Bursar	90.84	96.00	84.51
The personal attention provided by the staff of the following offices:			
Admission	96.95	89.00	94.00
Financial aid	90.08	90.00	84.50
Registrar	91.60	84.00	96.50
Bursar	93.13	98.00	94.00
The orientation offered by the Admissions Office provided clear information regarding all the admissions requirements and process.	88.55	83.00	89.30
The orientation offered by the Financial Aid Office provided clear information regarding all the financial aid available for you.	81.68	81.00	70.30
The enrollment process was well organized.	89.31	78.00	77.40
The enrollment process was easy.	89.31	79.00	78.60
The options provided by the School of Law to pay the tuitions (on-site or internet) made the payment process easier.	90.08	86.00	80.90
The offices' service hours were convenient.	85.50	84.00	82.20
Average	90.56	86.00	98.43

Source: Express your opinion survey. Admission Office. IAUPR School of Law.

Inter American University of Puerto Rico
School of Law
2022-2023 MSCHE Student Achievements Dashboard
Active Students Survey

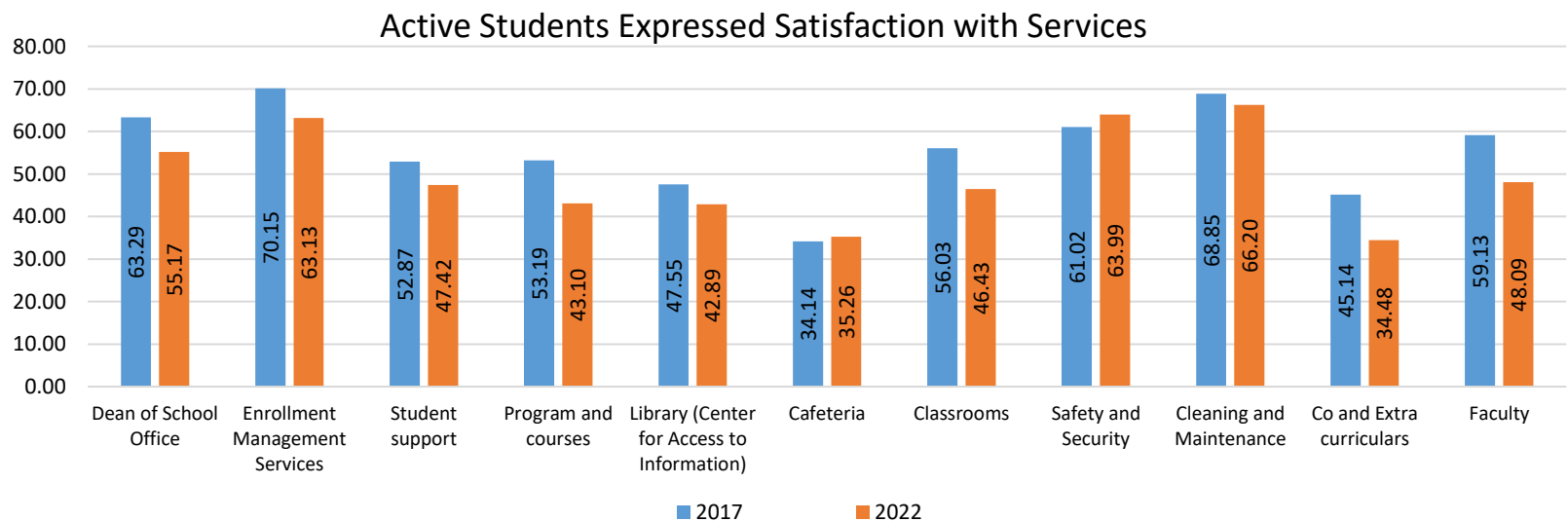
Student Services: Define as percent of active students expressing level of satisfaction with provided services: "Excellent/Very Satisfied and Acceptable)/Satisfied, assessed by the Central Administration.

	2017			2022		
Population (N)	799			702		
Sample (n)	141			61		
Participation rate (%)	17.65			8.69		
	Valid responses (#)	Satisfaction (%)	Missing (Not Used) (%)	Valid responses (#)	Satisfaction (%)	Missing (Not Used) (%)
Dean of School Office	79	63.29	43.97	29	55.17	52.46
Enrollment Management Services	127	70.15	9.93	47	63.13	18.03
Students Affairs Deanship	97	59.79	31.21	41	63.41	32.79
Admission Office	131	77.10	7.09	49	69.39	19.67
Financial Aid Office	135	79.26	4.26	52	57.69	14.75
Bursar Office	140	78.57	0.71	53	69.81	13.11
Payment Options	135	75.56	4.26	49	65.31	19.67
Register Office	137	72.99	2.84	57	68.42	6.56
Enrollment Process	141	67.38	0.00	39	66.67	4.92
Inter-Web enrollment	137	70.07	2.84	48	62.50	9.84
Transcript Delivery	80	67.50	43.26	32	56.25	47.54
Service Hours	137	53.28	2.84	54	51.85	11.48
Student support	78	52.87	44.58	27	47.42	54.57
Placement Office	68	54.41	51.77	19	24.49	68.85
Orientation on Students' Norms and Regulations	121	48.76	14.18	44	54.55	27.87
Grief Process	74	43.24	47.52	30	36.67	50.82
Students Center	108	50.00	23.40	40	50.00	34.43
Chapel	56	60.71	60.28	17	58.82	72.13
Reasonable Accommodations	63	60.32	55.32	20	55.00	62.30
Mobility for handicaps	57	52.63	59.57	21	52.38	65.57
Program and courses	117	53.19	16.74	48	43.10	20.66
Catalog information	111	54.05	21.28	43	51.16	29.51
Summer Prep Course	128	53.13	9.22	54	40.74	11.48
Plan of Study or Curriculum	130	66.15	7.80	57	45.61	6.56
Offer and availability of Courses	133	44.36	5.67	58	22.41	4.92
Summer Program	85	48.24	39.72	27	55.56	50.82
Library (Center for Access to Information)	121	47.55	13.92	41	42.89	37.70
Computers	104	24.04	26.24	25	16.00	59.02
Space for study	123	43.09	12.77	49	28.57	36.07
Access to personnel	131	59.54	7.09	47	48.94	22.95
Catalog and collection	128	63.53	9.57	41	78.05	32.79
Cafeteria	105	34.14	25.89	35	35.26	43.03
Food Quality	95	28.42	32.62	27	33.33	55.74
Service Hours	96	21.28	31.91	30	26.67	50.82
Food cost	94	30.85	33.33	26	34.62	57.38
Classrooms	133	56.03	5.67	56	46.43	8.20
Safety and Security	132	61.02	6.38	57	63.99	6.56
Parking	137	65.69	2.84	59	83.05	3.28
Open areas	123	43.09	12.77	53	37.74	13.11
Guard	136	74.26	3.55	59	71.19	3.28
Cleaning and Maintenance	137	68.85	3.19	54	66.20	12.30
Installations	137	71.53	2.84	49	75.51	19.67
Restrooms	136	66.18	3.55	58	56.90	4.92
Co and Extra curriculars	112	45.14	20.57	41	34.48	32.79
Social Activities	108	41.67	23.40	40	27.50	34.43
Students Organizations	115	53.04	18.44	44	47.73	27.87
Co-Curricular activities	113	40.71	19.86	39	28.21	36.07
Faculty	128	59.13	9.22	57	48.09	6.15
Credentials	117	74.36	17.02	53	69.81	13.11
Faculty Evaluation	132	45.45	6.38	59	37.29	3.28
Learning Assessment	129	48.06	8.51	57	38.60	6.56
Teaching Process	134	68.66	4.96	60	46.67	1.64

Source: Planning, Evaluation and Development. School of Law. Inter American University of Puerto Rico, 2017 and 2022.

Inter American University of Puerto Rico
School of Law
2024-2025 MSCHE Student Achievements Dashboard
Active Students Survey

Active Students Survey - Summary		
Student Services: Define as percent of active students expressing level of satisfaction with provided services: "Exelent/Very Satisfied and Acceptable)/Satisfied,assessed by Central Office Administration.		
	2017	2022
Population (N)	799	702
Sample (n)	141	61
Participation rate (%)	17.65	8.69



Source: Planning, Evaluation and Development. School of Law. Inter American University of Puerto Rico, 2017 and 2022.

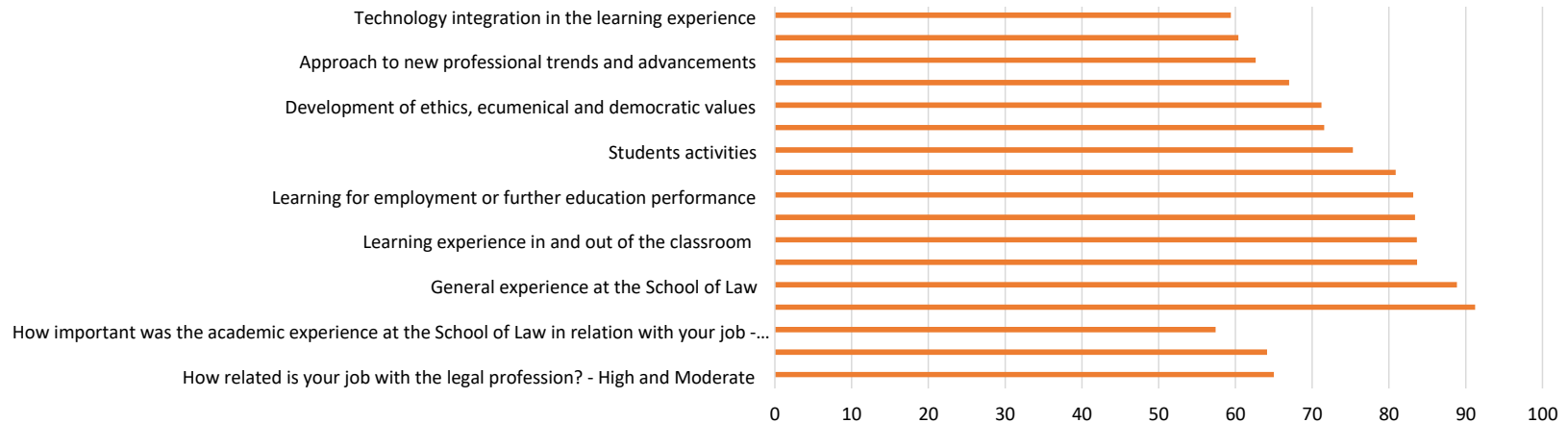
Inter American University of Puerto Rico
School of Law
2024-2025 MSCHE Student Achievements Dashboard
Alumni Survey

Define as percent of alumni expressing their opinion regarding institutional aspects.									
	2013 ¹	2014 ¹	2015 ¹	2016 ²	2017 ^{1,2}	2018 ²	2019 ²	2022 ¹	Av. % of SLO Development
Population (N)	209	188	204	341		363		182	
Sample (n)	15	20	29	60		33		30	
Response rate (%)	7.18	10.64	14.22	17.60		9.09		16.48	
Academic Experience and Work									
How related is your job with the legal profession? - High and Moderate	60.00	80.00	65.50	60.00		54.55		70.00	65.01
Are you current working? - YES	66.67	75.00	10.30	83.33		72.73		76.70	64.12
How important was the academic experience at the School of Law in				63.33		51.52			57.42
Institutional Aspects - Excellent and Good									
Professors' teaching quality	100.00	100.00		78.26				86.67	91.23
General experience at the School of Law	93.33	100.00		80.00		90.91		80.00	88.85
Academic Experience at the School of Law	80.00	100.00	75.86	78.33		87.88		80.00	83.68
Learning experience in and out of the classroom				73.33		93.94			83.64
Access to information resources and sources	86.67	90		86.96				70.00	83.41
Learning for employment or further education performance	80.00	90.00		82.61				80.00	83.15
Installations	86.67	95.00		65.22				76.67	80.89
Students activities	86.67	75.00		69.57				70.00	75.31
Students' services	80.00	60.00		69.57				76.67	71.56
Development of ethics, ecumenical and democratic values				66.67		75.76			71.21
Practice experience	73.33	65.00		63.33		66.67		66.67	67.00
Approach to new professional trends and advancements				61.67		63.64			62.65
Contribution of the students' activity to the professional life				45.00		75.76			60.38
Technology integration in the learning experience	40.00	65.00	41.38	73.91				76.67	59.39

Source: Planning, Evaluation and Development, School of Law, Inter American University of Puerto Rico, 2013, 2020.; Evaluation and Planning Office. Central Office Administration. Inter American University of Puerto Rico. 2016, 2017, 2018, 2019.

Alumni Survey: ¹ Performed by the Law School; ² Performed by the Central Office Administration

General (Average) Opinion on Academic Experience and Institutional Aspects



Inter American University of Puerto Rico
School of Law
2024-2025 MSCHE Student Achievements Dashboard
School of Law's Services

<i>Define as percent of active and regular students expressing their satisfaction with the institution's services.</i>					
	2017-18	2018-19	2019-20	2021-22	Average
Population (N)	1,071	1,123	1,085	1,115	1,099
Sample (n)	111	89	90	74	91
Response rate	10.36	7.93	8.29	6.64	8.31
Indicate your level of satisfaction for each of the following areas: Very Satisfied and Satisfied					
Cleaning of areas					
1. Hygiene in the bathrooms	54.05	53.93	53.33	77.03	59.59
2. Cleaning in hallways and sidewalks	75.68	87.64	86.67	89.19	84.79
3. Cleanliness in classrooms	73.87	78.65	77.78	77.03	76.83
4. Cleaning in administrative offices	78.38	71.91	71.11	81.08	75.62
5. Cleaning in faculty offices	65.77	67.42	66.67	72.97	68.21
6. Cleaning in the common areas (cafeteria, student center, sports	79.28	77.53	76.67	72.97	76.61
7. Garbage collection from classrooms and offices	83.78	83.15	82.22	91.89	85.26
8. Paper dispensers (toilet and handheld) and soap in the bathrooms	78.38	66.29	65.56	83.78	73.50
9. Quality of toilet paper (toilet and handheld)	65.77	62.92	62.22	82.43	68.34
10. In general, your level of satisfaction with cleanliness is:	74.77	70.79	71.11	82.43	74.78
Average of Very Satisfied and Satisfied	72.97	72.02	71.33	81.08	74.35
Gardening and ornamentation					
1. Maintenance of green areas and gardening	94.59	94.38	93.33	98.65	95.24
2. Collected from green areas after grass cutting	95.50	96.63	54.86	94.59	85.39
3. Safety when cutting grass and pruning trees and shrubs	86.49	89.89	88.89	93.24	89.63
4. In general, your level of satisfaction with the maintenance of green areas and gardening is:	94.59	95.51	94.44	97.30	95.46
Average of Very Satisfied and Satisfied	92.79	94.10	82.88	95.95	91.43
General Services / Administrative Affairs					
1. Attention of the staff	97.30	86.52	85.56	85.14	88.63
2. Willingness of employees to perform tasks	80.18	85.39	84.44	82.43	83.11
3. Diligence in responding to requests	75.68	76.40	72.22	81.08	76.35
4. Distribution of work shifts	63.06	61.80	62.22	58.11	61.30
5. Distribution of functions	67.57	60.67	60.00	58.11	61.59
6. Supervision of work	64.86	60.67	60.00	63.51	62.26
7. In general, their level of satisfaction with general service administration is:	76.58	80.90	80.00	83.78	80.31
Average of Very Satisfied and Satisfied	75.03	73.19	72.06	73.17	73.36
Security and guard					
1. Supervision of work	82.88	92.13	91.11	89.19	88.83
2. Distribution of functions	75.68	80.90	81.11	71.62	77.33
3. Frequencies in the rounds	81.08	87.64	83.33	83.78	83.96
4. Attention of the staff	88.29	95.51	94.44	93.24	92.87
5. Willingness of employees to perform tasks	84.68	89.89	88.89	89.19	88.16
6. Diligence in responding to requests	72.97	75.28	74.44	68.92	72.90
7. In general, their level of satisfaction with the security and guard services is:	86.49	95.51	94.44	93.24	92.42
Average of Very Satisfied and Satisfied	81.72	88.12	86.83	84.17	85.21
Informatics and technical services					
1. Attention of the staff		91.01	90.00	89.19	90.07
2. Willingness of employees to perform tasks		91.01	90.00	83.78	88.27
3. Diligence in responding to requests		84.27	83.33	87.84	85.15
4. Distribution of work shifts		68.54	67.78	63.51	66.61
5. Distribution of functions		66.29	65.56	62.16	64.67
6. Supervision of work		67.42	66.67	66.22	66.77
7. In general, your level of satisfaction with the administration of IT services and technological services is:		83.15	82.22	86.49	83.95
Average of Very Satisfied and Satisfied		78.81	77.94	77.03	77.93
Restaurant Arropé					
1. Attention of the staff	88.29	73.03	72.22	Close by COVID	77.85
2. Presentation of food	83.78	66.29	65.56		71.88
3. Image of the premises	93.69	85.39	84.44		87.84
4. Waiting time in turn to request food	71.17	62.92	62.22		65.44
5. Waiting time for food delivery	58.56	61.80	61.11		60.49
6. Cleaning and grooming of the restaurant	90.99	84.27	83.33		86.20
7. Variety of menu	63.96	53.93	53.33		57.08
8. Quality of products for sale or food preparation	81.08	64.04	63.33		69.49
9. Relationship between quantity and quality by value paid	50.45	42.70	42.22		45.12
10. Hours of Service Restaurant Arropé	75.68	69.66	68.89		71.41
11. In general, your level of satisfaction with Arropé is:	76.58	61.80	61.11		66.50
Average of Very Satisfied and Satisfied	75.84	65.99	65.25	69.03	
Cola 'o					
1. Attention of the staff	84.68	77.53	76.67	71.62	77.63
2. Presentation of food	81.98	78.65	77.78	70.27	77.17
3. Image of the premises	81.08	78.65	77.78	75.68	78.30
4. Waiting time in turn to request food	78.38	74.16	73.33	66.22	73.02
5. Waiting time for food delivery	81.98	76.40	75.56	70.27	76.05
6. Cleaning and grooming of the restaurant	79.28	75.28	74.44	75.68	76.17
7. Variety of menu	66.67	64.04	63.33	54.05	62.02
8. Quality of products for sale or food preparation	82.88	73.03	72.22	70.27	74.60
9. Relationship between quantity and quality by value paid	78.38	68.54	67.78	66.22	70.23
10. Hours of Service	62.16	59.55	170.00	48.65	85.09
11. In general, your level of satisfaction with Cola 'o is:	79.28	74.16	73.33	68.92	73.92
Average of Very Satisfied and Satisfied	77.89	72.73	82.02	67.08	74.93

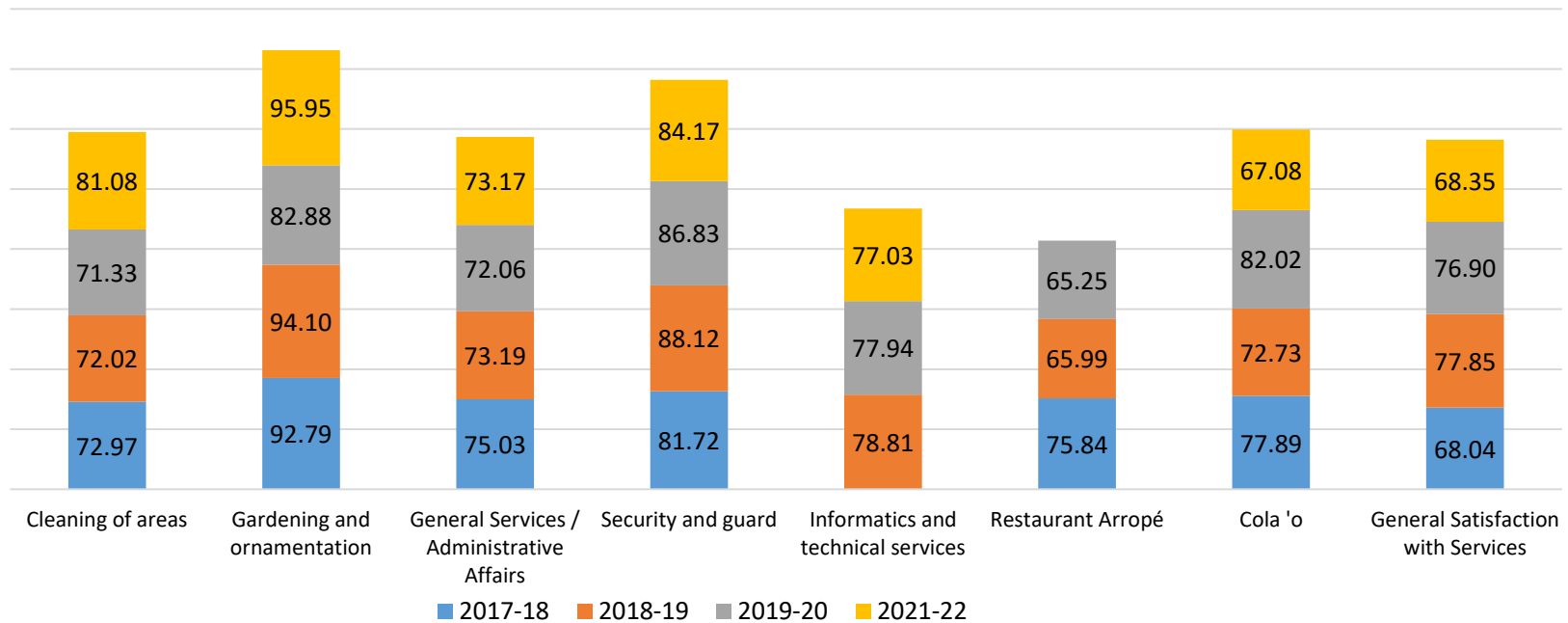
Inter American University of Puerto Rico
School of Law
2024-2025 MSCHE Student Achievements Dashboard
School of Law's Services

Define as percent of active and regular students expressing their satisfaction with the institution's services.

Summary	2017-18	2018-19	2019-20	2021-22	Average
Population (N)	1,071	1,123	1,085	1,115	1,099
Sample (n)	111	89	90	74	91
Response rate	10.36	7.93	8.29	6.64	8.31

Indicate your level of satisfaction for each of the following areas: Very Satisfied and Satisfied

General Satisfaction with Services by Area of Service and Total



Inter American University of Puerto Rico
School of Law
2024-2025 MSCHE Student Achievements Dashboard
Laboral Environment - School of Law Survey

Define as percent of staff and faculty members active expressing their satisfaction with the institution's labor scenario.			
	2017-18	2021-22	Average
Population (N)	91	86	89
Sample (n)	43	47	45
Response rate	47.25	54.65	50.85
Indicate your level of satisfaction for each of the following statements: Very Satisfied, Satisfied and some Satisfaction			
Communication with your immediate supervisor.	90.70	85.11	87.90
The freedom you have to organize the work to be done.	90.70	85.11	87.90
Accessibility to technical support for computer equipment, photocopiers and others.	86.05	89.36	87.70
Interpersonal relationships with co-workers.	88.37	82.98	85.68
The physical facilities (physical space) where it performs its functions.	88.37	82.98	85.68
The contribution of the work done in your office to the achievement of the goals of the Faculty of Law.	90.70	78.72	84.71
The waiting time to receive and resolve the request for technical support.	81.40	87.23	84.31
The protection of health and safety provided by the School of Law to its employees.	86.05	80.85	83.45
The operation of (the conditions in which they are) the technological equipment assigned to your office.	90.70	74.47	82.58
If you use Banner, your satisfaction with the program in the context of the work you do.	80.65	78.79	79.72
The knowledge and mastery of the invited resources to facilitate professional development activities.	81.40	76.60	79.00
Access to applications (programs, 'software's') in your work area.	79.07	74.47	76.77
The consideration shown by the Faculty towards the family life of its employees.	79.07	72.34	75.71
The topics presented in professional development activities.	76.74	74.47	75.61
The knowledge acquired in professional development activities.	72.09	72.34	72.22
The evaluation process of employees.	74.42	65.96	70.19
The recognition he receives for his work done.	74.42	61.70	68.06
The guidance you receive on rules, regulations and their compliance.	60.47	74.47	67.47
Opportunities to attend/participate in professional development activities.	69.77	63.83	66.80
The professional development activities carried out at the School of Law.	67.44	63.83	65.64
Professional development activities aimed at promoting process improvement.	53.49	63.83	58.66
Activities aimed at promoting a culture of peace based on ethical, democratic and Cristian-ecumenical values.	58.14	53.19	55.67
Opportunities for technological training.	60.47	46.81	53.64
Overall, how satisfied are you with the Faculty of Law as a workplace?	86.05	78.72	82.38

Inter American University of Puerto Rico
School of Law
2024-25 MSCHE Student Achievements Dashboard
Laboral Environment - Central Office Survey

Define as percent of staff and faculty members active expressing their satisfaction with the institution's labor scenario.	
	2018-19
Population (N)	85
Sample (n)	31
Response rate	36.47
7. I feel that my work makes a difference in the lives of others and is rewarding for me.	97.00
28. I feel that I contribute something to the development of the Institution and our students and this makes me happy.	87.00
3. The objectives pursued by my office are clear to me.	86.00
13. I am proud to work at the Inter-American University of Puerto Rico.	81.00
2. I have the necessary resources and equipment to do my job.	81.00
5. I am offered the opportunity to demonstrate my talents and skills in my area of work.	81.00
24. Security in my Unit is adequate.	80.00
14. My team helps me to give the maximum and to carry out my work with care and dedication.	79.00
8. The institution gives me the opportunity to participate in fraternization events with my peers.	77.00
12. The instructions I receive to perform my duties are clear and help me do a good job.	77.00
18. I have the confidence to dialogue with my supervisor about labor issues that concern me.	77.00
1. My work makes me grow professionally.	74.00
23. The physical facilities of my enclosure are well maintained and I feel good about it.	74.00
26. If I had to start my professional career again, I would do it in the Inter-American School.	74.00
21. I receive the support of my supervisor in areas of my work that I do not master and this helps me to do a good job.	72.00
4. The Institution keeps me informed about matters concerning me as an employee.	71.00
6. I am offered the opportunity to suggest new ways of doing things in my area of work or improve them.	68.00
15. My immediate supervisor maximizes everyone's talent to create an efficient work team.	67.00
16. My work provides me with a sense of personal and professional security.	67.00
19. The physical facilities in my area are suitable to perform my work.	67.00
20. In my work I am given the opportunity to learn new processes that allow me to carry out my work more easily.	63.00
22. The meetings my supervisor holds to discuss matters related to my area of work are productive.	62.00
10. Within its possibilities, the University seeks the well-being of its employees.	61.00
17. I consider the training activities offered in my Unit to be relevant to my professional growth.	61.00
9. I would recommend a friend to seek employment in the Inter-American League.	60.00
11. I feel valued by this Institution because when I have need, the Institution helps me or allows my colleagues to do so.	59.00
25. I see that special attention is paid to the cleanliness of my Unit.	59.00
27. I think that the Institution is highly valued by its employees and this makes me proud.	55.00
In general, I feel satisfied with the Institution.	81.00

¹ Realized by the Research, Assessment and Planning. Central Office Administration. Inter American University of Puerto Rico.